

A COMPARATIVE STUDY ON SOCCER PLAYING ABILITY BETWEEN IMPHAL EAST AND IMPHAL WEST DISTRICT SOCCER PLAYERS OF IMANIPUR

¹Sarangthem Thoithoi Singh, ¹Dr. Sarungbam Sen Singh and ²Dr. KSH. Birbal Singh

¹Research Scholar, Manipur University, Canchipur, Manipur, India

¹Former Research Scholar, Manipur University, Canchipur, Manipur, India

²Associate Professor, D.M College of Science, Imphal, Manipur, India

ABSTRACT

The purpose of the study was to investigate A Comparative Study on Soccer Playing Ability between Imphal East and Imphal West District Soccer Players of Manipur. In this study, the subjects for data collection were drawn from the North Eastern Sporting Union (NESU), Khurai, Imphal East, Manipur and Southern Sporting Union (SSU), Singjamei, Imphal West, Manipur. The sample group of the study consisted of 30 (thirty) Soccer players who participated in the state league level competition. The subjects were selected randomly from Union of the Imphal East and Imphal West of District of Manipur, namely North Eastern Sporting Union (NESU), Khurai, Imphal East, Manipur and Southern Sporting Union (SSU), Singjamei, Imphal West, Manipur.

The age of the subjects ranged between 18-24 years. The participants were tested on the Mor-Christain General Soccer Ability Skill Test Battery and data obtained from the test were analysed by using SPSS (Statistical Package for Social Science) Version 21. Descriptive statistical methods were used in the evaluation of the data. The independent t-test statistical technique was employed. The level of significance was set at 0.05. The finding of the present study has insignificant difference on soccer playing ability between Imphal East and Imphal West District Soccer Players of Manipur.

Indexterms: Soccer, Ability, Skill, Battery, Imphal East, Imphal West, Manipur.

1. INTRODUCTION

Soccer is a fast-paced, method recreation performed through men, girls and kids. Its expert leagues have received tens of thousands and thousands of enthusiasts across the world. It is taken into consideration as a primary game this is famous and broadly performed in nearly all areas of the world, besides for America and Canada. The recreation is performed through opposing groups, with 11 contributors every crew inclusive of the goalkeeper. It is performed on a square subject with the primary purpose of using the ball into the opponents' purpose to gain a score. The ball is in general performed with the toes and handiest the goalkeeper is permitted to the touch and manages the ball. The foremost purpose why this game has received its recognition is due to the fact it's far one of the maximum reachable and adaptable among all different sports. The recreation is performed according with a fixed of policies typically referred to as the Laws of the Game. The recreation is performed the use of round ball with a widespread circumference of 28 inches for FIFA games. This is referred to as football. Two opposing

groups along with 11 (eleven) crew contributors compete to get the ball in the different crew's purpose. The crew with the better variety of purpose rankings finished wins the sport. Modern football, but has advanced from England in which one of the earliest references to the sport become a royal proclamation banning the sport within side the town of London in 1314. The football gamers need to be most of the maximum bodily in shape of all athletes. The bodily health at one hand and mental pre- requirements on the different, are similarly crucial to hold equilibrium of the player.

1.1 Statement of the Problem:

The statement of problem was "A Comparative Study on Soccer Playing ability between Imphal East and Imphal West District Soccer Players of Manipur".

1.2 Hypothesis of the Study:

It was hypothesized that there might be significant difference between Imphal East and Imphal West District Soccer Players of Manipur.

Imphal West, Manipur, subjects was randomly selected for this study.

2.2 Selection of Test:

Mor-Christain General Soccer Ability Skill Test Battery was administered to determine skill ability of soccer players.

2. METHODOLOGY

2.1 Selection of Subject:

To achieve the purpose of this study, (N₁=15) male soccer players from the North Eastern Sporting Union (NESU), Khurai, Imphal East, Manipur and (N₂=15) male soccer players from Southern Sporting Union (SSU), Singjamei,

Copyrights @Kalahari Journals

Vol. 6 No. 3(December, 2021)

2.3 Selection of Variables:

The following variables were chosen for the present study.

- Passing Ability Test
- Dribble Ability Test
- Shooting Ability Test

2.4 Criterion Measure:

Mor-Christain General Soccer Ability Skill Test Battery was selected for Skill Ability of Soccer Players.

The criterion measures chosen for testing the hypothesis in this study have been numerical scores, which is obtained from the test.

3. Result and Discussion

The significance mean difference in the Passing Ability Test between the North Eastern Sporting Union (NESU) players and Southern Sporting Union (SSU) players is presented in Table No.1

TABLE – 1

Group	N	Mean	Σ	SE _M	df	t-value
NESU	15	14.01	.80	.20	28	.957
SSU	15	13.74	.72	.18		

*Significant at .05 level $t_{.05}(28) = 2.048$

From the finding of the above table, the mean (M) and standard deviation (SD) of the Passing Ability Test for NESU players and SSU players group were $6.15 \pm .48$ and $6.10 \pm .51$ respectively (N=15) for each group. In addition, the standard errors of the mean of NESU players and SSU players were also found .12 and .13 respectively. Hence there was found insignificance difference as the value obtained was .294, whereas the tabulated value was 2.048 at 0.05 level of significant.

The graphical representation of NESU players and SSU players mean comparison for Passing Ability Test is shown at figure-1

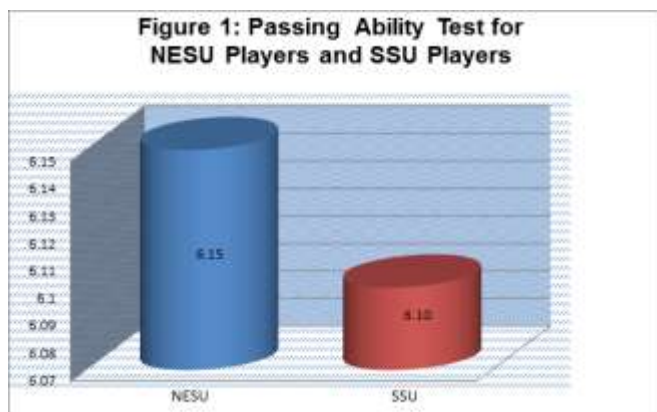


Figure No.1: NESU and SSU Mean Comparison of Passing Ability Test

The significance mean difference in the Dribble Ability Test between the North Eastern Sporting Union (NESU) players and Southern Sporting Union (SSU) players is presented in Table No.2.

1. To determine the ability of soccer players, Mor-Christain General Soccer Ability Skill Test Battery was administered.

2 Mor- Christain General Soccer Ability Skill Test Battery is one of the soccer tests that evaluate passing, dribbling and shooting ability in soccer players.

2.5 Statistical Analysis:

To analyse the data on a comparative study on soccer playing ability between imphal east and imphal west district soccer players of Manipur, independent t-test was employed to find out the mean difference and Statistical Package for the Social Science (SPSS) Version 21 were used and $p < 0.05$ was considered the level of significance.

TABLE – 2

Group	N	Mean	Σ	SE _M	df	t-value
NESU	15	6.15	.48	.12	28	.294
SSU	15	6.10	.51	.13		

*Significant at .05 level $t_{.05}(28) = 2.048$

From the finding of the above table, the mean (M) and standard deviation (SD) of the Dribble Ability Test for NESU players and SSU players were $14.01 \pm .80$ and $13.74 \pm .72$ respectively (N=15) for each group. In addition, the standard errors of the mean of NESU players and SSU players were also found .20 and .18 respectively. Hence there was found insignificance difference as the value obtained was .957, whereas the tabulated value was 2.048 at 0.05 level of significant.

The graphical representation of NESU players and SSU players mean comparison for dribble Ability Test is shown at figure-2.

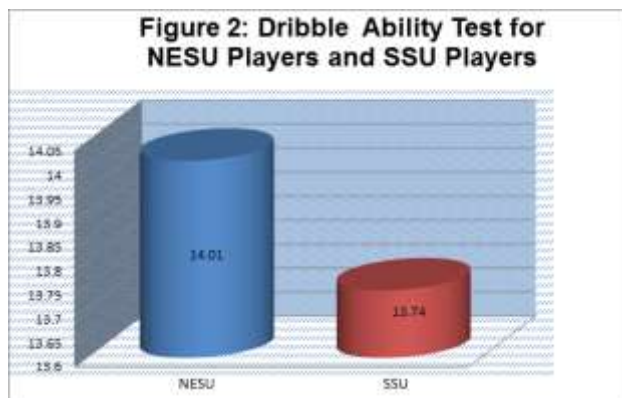


Figure No.2. NESU and SSU Mean Comparison of Dribble Ability Test

The significance mean difference in the Shooting Ability Test between the North Eastern Sporting Union (NESU) players and Southern Sporting Union (SSU) players is presented in Table No.3

TABLE – 3

Group	N	Mean	Σ	SE _M	df	t-value
NESU	15	66.40	4.74	1.22	28	.518
SSU	15	65.46	5.11	1.31		

*Significant at .05 level $t_{.05}(28) = 2.048$

From the finding of the above table, the mean (M) and standard deviation (SD) of the Shooting Ability Test for NESU players and SSU players were 66.40 ± 4.74 and 65.46 ± 5.11 respectively (N=15) for each group. In addition, the standard errors of the mean of NESU and SSU players were also found 4.74 and 5.11 respectively. Hence there was found insignificant difference as the value obtained was .518, whereas the tabulated value was 2.048 at 0.05 level of significant.

The graphical representation of NESU players and SSU players mean comparison for shooting Ability is shown at figure-3

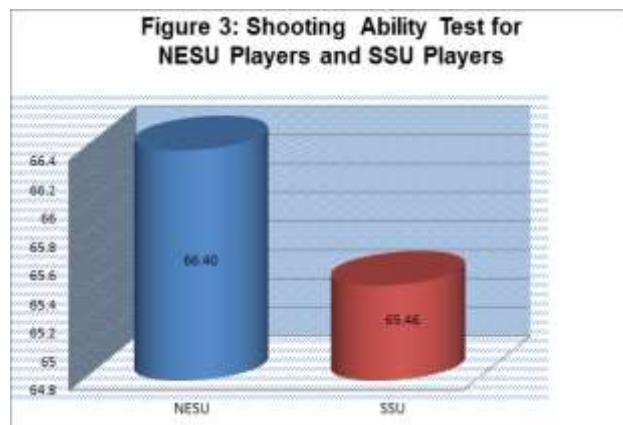


Figure No.3. NESU and SSU Mean Comparison of Shooting Ability Test

4. Discussion of Findings

It is evident from the table no. 1, 2 and 3 respectively that there was insignificant difference between NESU players and SSU Players in dribble ability test, passing ability test and shooting ability test respectively with regard to a comparative study on soccer playing ability between Imphal East and Imphal West district soccer players of Manipur.

6. REFERENCES

[1] Singh, A. (2017). Essential of Physical Education, New Delhi: Kalyani Publisher Ansari Road, Daryaganj, 697-724.

[2] Uppal, A.K. & Satyanarayana, V. (2018). Physical Education U.G.C, T.G.T, P.G.T. D.S.S.S.B. New Delhi : Sports Publication, p. 513-518.

[3] Sahu, D.P. (2016). Comparative study on soccer skill performance between rural and urban women soccer club player's in West Bengal. *International Journal of Physiology, Nutrition and Physical Education*, 1, (1), 111-114.

[4] FIFA Soccer (2012). *Introduction to Soccer*. Blue star, FIFA Youth Cup.

[5] Singh, L.S. (2015). *Effect of Training Load on Selected Physical and Physiological Variables of Soccer Players of Manipur*. Published Ph.D. Thesis, Maipur University, Manipur.

[6] Kamlesh, M.L. (2013). *Field Manual of Sports & Games*. Nageen Prakashan Pvt.Ltd. Meerut (U.P), pp.130-485.

[7] Sahu, D.P. (2016). Comparative study on soccer skill performance between rural and urban women soccer club players in west Bengal. *International Journal of Physiology, Nutrition and Physical Education*, 1(1), 111-114.

The probable reason could be both players of two unions have equal level of soccer playing ability. Soccer playing ability does not differ in age, body size, experience, speed, and power.

5. Conclusion

It was concluded that there was insignificant difference between NESU players and SSU players in dribble ability test, passing ability test and shooting ability test respectively.

[8] O'Regan, S. et al. (2006). The influence of playing level on the skill performance of early pubescent Irish soccer players. *Journal of Sports Science and Medicine, Suppl,10*,188-189.

[9] Reilly, T. & Holmes, M.A. (1983). *Preliminary analysis of selected soccer skills*. Physical Education Review, 6, 64-71.

[10] Ali, A. et al. (2002). Reliability and validity of two tests of soccer skill. *Journal of Research in Rural Education*, 17(3), 138-153.

[11] Sonare, S. (2014). Comparative study on Johnson soccer test scores of soccer players. *International Journal of Physical Education*, 7(1), 29-31.

[12] Singh, H. & Kang, G.S. (2013). Relation between physical fitness and playing ability of inter college level soccer players. *International Journal of Physical Education, Fitness and Sports*, 2(3), 1-5.

[13] De Proft, J. et al. (1988). *Strength training and kicking performance in soccer players*. London, UK: E. and F. N. Spon, In Science and football, (Edited by Reilly T, Lees A, Davids K, Murphy W), 109-113.

[14] Rösch, D. et al. (2000). Assessment and evaluation of soccer performance. *American Journal of Sports Medicine*, 28(5 Suppl), 29-39.

[15] Gauffin, H. et al. (1989). Vertical jump performance in soccer players: a comparative study of 2 training-programs, *Journal Human Movement Studies*, 16, 159-176.